




Rim/Panic Device Push Bar



The Brinks Commercial Rim/Panic Device is a surface mounted wide stile exit device. This exit device is ANSI Grade 1, ADA compliant, UL 305 compliant, and fit for use in high-traffic commercial applications. It's commonly used in multifamily, hospitality, churches, office buildings, and more. The Brinks Commercial exit device comes with everything you need for your next job including a 6-Pin SC4 locking rim cylinder and pull trim for the outside of the door.

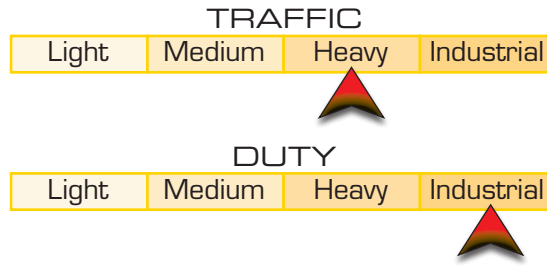
Highlights

- Rim/surface mounted
- Multiple trim options available
- Non-handed/ reversible
- Includes rim cylinder and finger pull trim

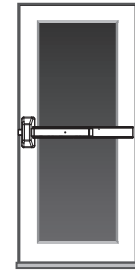
APPLICATIONS

- Multifamily
- Hospitality
- Office buildings
- Churches
- Restaurants
- Gas stations

TRAFFIC AND DUTY



STILE AND MOUNTING



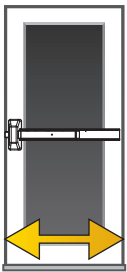
Rim/Surface Mount



Wide Stile

OPTIONS

- Dogging capable (key included)
- Will fit doors 36"-42" in width out of the box.
- Can be field sized to fit doors 28"-35" wide (end cap included).



28" - 42"

CERTIFICATIONS AND COMPLIANCE



ANSI/BHMA 156.3 Grade 1



500,000 cycle tested




ADA compliant



ANSI/UL 305 compliant

FINISH OPTIONS




Aluminum
(US28)



Matte Black
(US19)

INCLUDED



6-Pin SC4
Rim Cylinder



Finger Pull
Trim

COMPATIBLE TRIM OPTIONS



Pull Plate w/
Cylinder Hole
(BC40011)



KIL Passage Lever Trim
(BC40031)



KIL Storeroom Lever Trim
(BC40036)

Need more information or installation help?

Scan the QR code to see full details and specifications on this product as well as a detailed installation video.

